

Modeshift TravelWise Travel Trail

- Page 2 to 4 are the worksheets which the pupils will take home to complete their TravelWise Travel Trail.
- The worksheets vary in difficulty to enable you pick the correct level for your pupils.



















Further information

Visit www.travelwiseweek.org.uk where you will find a range of ideas and resources available to download.

















Modeshift TravelWise Travel Trail

Instructions: Cross off the items below when you see them on your journey to or from school.

 <p>Cycle Lane</p>	 <p>Puddle</p>	 <p>Park</p>	 <p>Red front door</p>	 <p>Cyclist</p>	 <p>Tree</p>
 <p>Post box</p>	 <p>Bird</p>	 <p>Children crossing sign</p>	 <p>Zebra crossing</p>	 <p>Bus</p>	 <p>Motorbike</p>
 <p>Traffic lights</p>	 <p>Dog on a walk</p>	 <p>Shop</p>	 <p>Yellow car</p>	<p>Draw something you saw which isn't on the sheet.</p>	

Modeshift TravelWise Travel Trail

Instructions: Cross off the items below when you see them on your journey to or from school and write down where you saw them.

 <p>Cycle Lane</p> <p>.....</p>	 <p>Puddle</p> <p>.....</p>	 <p>Park</p> <p>.....</p>	 <p>Red front door</p> <p>.....</p>	 <p>Cyclist</p> <p>.....</p>	 <p>Tree</p> <p>.....</p>
 <p>Post box</p> <p>.....</p>	 <p>Bird</p> <p>.....</p>	 <p>Children crossing sign</p> <p>.....</p>	 <p>Zebra crossing</p> <p>.....</p>	 <p>Bus</p> <p>.....</p>	 <p>Motorbike</p> <p>.....</p>
 <p>Traffic lights</p> <p>.....</p>	 <p>Dog on a walk</p> <p>.....</p>	 <p>Shop</p> <p>.....</p>	 <p>Yellow car</p> <p>.....</p>	<p>Draw something you saw which isn't on the sheet.</p> <p>.....</p>	

Modeshift TravelWise Travel Trail

Instructions: Cross off the items below when you see them on your journey to or from school and write down where you saw them.

<p>Cycle Lane</p> <p>.....</p> <p>.....</p>	<p>School Crossing Patrol</p> <p>.....</p> <p>.....</p>	<p>Park</p> <p>.....</p> <p>.....</p>	<p>Red front door</p> <p>.....</p> <p>.....</p>	<p>Cyclist</p> <p>.....</p> <p>.....</p>	<p>Tree</p> <p>.....</p> <p>.....</p>
<p>Post box</p> <p>.....</p> <p>.....</p>	<p>Bird</p> <p>.....</p> <p>.....</p>	<p>Children crossing sign</p> <p>.....</p> <p>.....</p>	<p>Zebra crossing</p> <p>.....</p> <p>.....</p>	<p>Bus</p> <p>.....</p> <p>.....</p>	<p>Motorbike</p> <p>.....</p> <p>.....</p>
<p>Cat</p> <p>.....</p> <p>.....</p>	<p>Cycle stand</p> <p>.....</p> <p>.....</p>	<p>Rubbish bin</p> <p>.....</p> <p>.....</p>	<p>Speed limit sign</p> <p>.....</p> <p>.....</p>	<p>Someone jogging</p> <p>.....</p> <p>.....</p>	<p>Traffic lights</p> <p>.....</p> <p>.....</p>
<p>Puddle</p> <p>.....</p> <p>.....</p>	<p>Dog on a walk</p> <p>.....</p> <p>.....</p>	<p>Shop</p> <p>.....</p> <p>.....</p>	<p>Yellow car</p> <p>.....</p> <p>.....</p>	<p>What else did you see that isn't on the sheet?</p> <p>.....</p> <p>.....</p>	