

In-school Scavenger Hunt

- This is an optional task for the pupils to complete during the school day to allow them to practice the skills they need to complete the scavenger hunt whilst travelling to school.
- This could also be delivered as the main scavenger task if pupils are unable to travel actively to school.
- Print pages 2-6, cut them in half and hide them around your chosen school area e.g. classroom, corridor or playground.
- Pages 7 & 8 are the pupils' worksheets which they can use to cross off the pictures when they have found them. Page 8 adds the additional challenge of writing down where they found the pictures.



Further information

Visit www.travelwiseweek.org.uk where you will find a range of ideas and resources available to download including posters, pledge cards, social media cards, email signatures, and more.



Post Box




Cat



Zebra Crossing




Cyclist



Traffic Lights



Bus Stop



Dog on a walk



**Speed Limit
Sign**



**Someone
jogging**



Yellow Car

Scavenger Hunt

Instructions: Cross off the pictures below when you have found them.



Post Box




Cat



Zebra Crossing




Cyclist



Traffic Lights



Bus Stop



Dog on a walk



Speed Limit Sign



Someone jogging



Yellow Car

Scavenger Hunt

Instructions: Cross off the pictures below when you have found them and then write down where you found them.



Post Box

Where did you find it?

.....



Cat

Where did you find it?

.....



Zebra Crossing

Where did you find it?


.....



Cyclist

Where did you find it?

.....



Traffic Lights

Where did you find it?


.....



Bus Stop

Where did you find it?

.....



Dog on a walk

Where did you find it?

.....



Speed Limit Sign

Where did you find it?

.....



Someone jogging

Where did you find it?

.....



Yellow Car

Where did you find it?

.....