

Scavenger hunt sheets

- Page 2 to 4 are the worksheets which the pupils will take home to complete their scavenger hunt.
- The worksheets vary in difficulty to enable you pick the correct level of difficulty for your pupils.



















Further information

Visit www.travelwiseweek.org.uk where you will find a range of ideas and resources available to download including posters, pledge cards, social media cards, email signatures, and more.











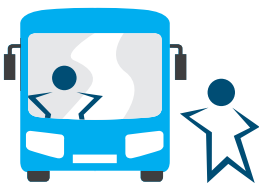





Scavenger Hunt

Instructions: Cross off the items below when you see them on your journey to or from school.

 <p>Cycle Lane</p>	 <p>Puddle</p>	 <p>Park</p>	 <p>Red front door</p>	 <p>Cyclist</p>	 <p>Tree</p>
 <p>Post box</p>	 <p>Bird</p>	 <p>Children crossing sign</p>	 <p>Zebra crossing</p>	 <p>Bus</p>	 <p>Motorbike</p>
 <p>Traffic lights</p>	 <p>Dog on a walk</p>	 <p>Shop</p>	 <p>Yellow car</p>	<p>Draw something you saw which isn't on the sheet.</p>	

Scavenger Hunt

Instructions: Cross off the items below when you see them on your journey to or from school and write down where you saw them.

 <p>Cycle Lane</p> <p>.....</p>	 <p>Puddle</p> <p>.....</p>	 <p>Park</p> <p>.....</p>	 <p>Red front door</p> <p>.....</p>	 <p>Cyclist</p> <p>.....</p>	 <p>Tree</p> <p>.....</p>
 <p>Post box</p> <p>.....</p>	 <p>Bird</p> <p>.....</p>	 <p>Children crossing sign</p> <p>.....</p>	 <p>Zebra crossing</p> <p>.....</p>	 <p>Bus</p> <p>.....</p>	 <p>Motorbike</p> <p>.....</p>
 <p>Traffic lights</p> <p>.....</p>	 <p>Dog on a walk</p> <p>.....</p>	 <p>Shop</p> <p>.....</p>	 <p>Yellow car</p> <p>.....</p>	<p>Draw something you saw which isn't on the sheet.</p> <p>.....</p>	

Scavenger Hunt

Instructions: Cross off the items below when you see them on your journey to or from school and write down where you saw them.

Cycle Lane <hr/> <hr/>	Lollipop person <hr/> <hr/>	Park <hr/> <hr/>	Red front door <hr/> <hr/>	Cyclist <hr/> <hr/>	Tree <hr/> <hr/>
Post box <hr/> <hr/>	Bird <hr/> <hr/>	Children crossing sign <hr/> <hr/>	Zebra crossing <hr/> <hr/>	Bus <hr/> <hr/>	Motorbike <hr/> <hr/>
Cat <hr/> <hr/>	Cycle stand <hr/> <hr/>	Rubbish bin <hr/> <hr/>	Speed limit sign <hr/> <hr/>	Someone jogging <hr/> <hr/>	Traffic lights <hr/> <hr/>
Puddle <hr/> <hr/>	Dog on a walk <hr/> <hr/>	Shop <hr/> <hr/>	Yellow car <hr/> <hr/>	What else did you see that isn't on the sheet? <hr/> <hr/>	