

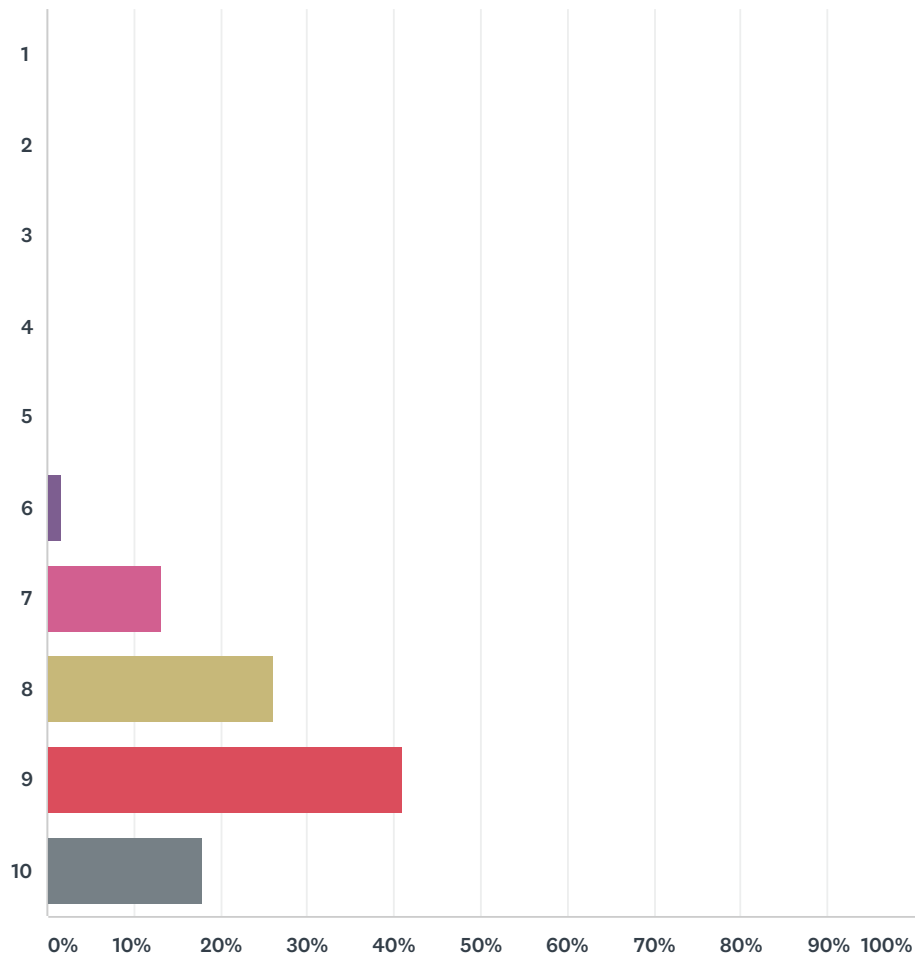
Q1 Name and organisation/LA (Optional- so that we may contact you about a specific comment/idea that you have)

Answered: 51 Skipped: 10

| ANSWER CHOICES | RESPONSES | |
|------------------------------|-----------|----|
| Name | 100.00% | 51 |
| Local Authority/Organisation | 100.00% | 51 |

Q2 Thinking about the entire convention please provide an overall rating from 1 to 10 - where 1 is very bad and 10 is very good

Answered: 61 Skipped: 0



| ANSWER CHOICES | RESPONSES | |
|----------------|-----------|----|
| 1 | 0.00% | 0 |
| 2 | 0.00% | 0 |
| 3 | 0.00% | 0 |
| 4 | 0.00% | 0 |
| 5 | 0.00% | 0 |
| 6 | 1.64% | 1 |
| 7 | 13.11% | 8 |
| 8 | 26.23% | 16 |
| 9 | 40.98% | 25 |
| 10 | 18.03% | 11 |

TOTAL

61

Q3 What did you think about the exhibition activity?

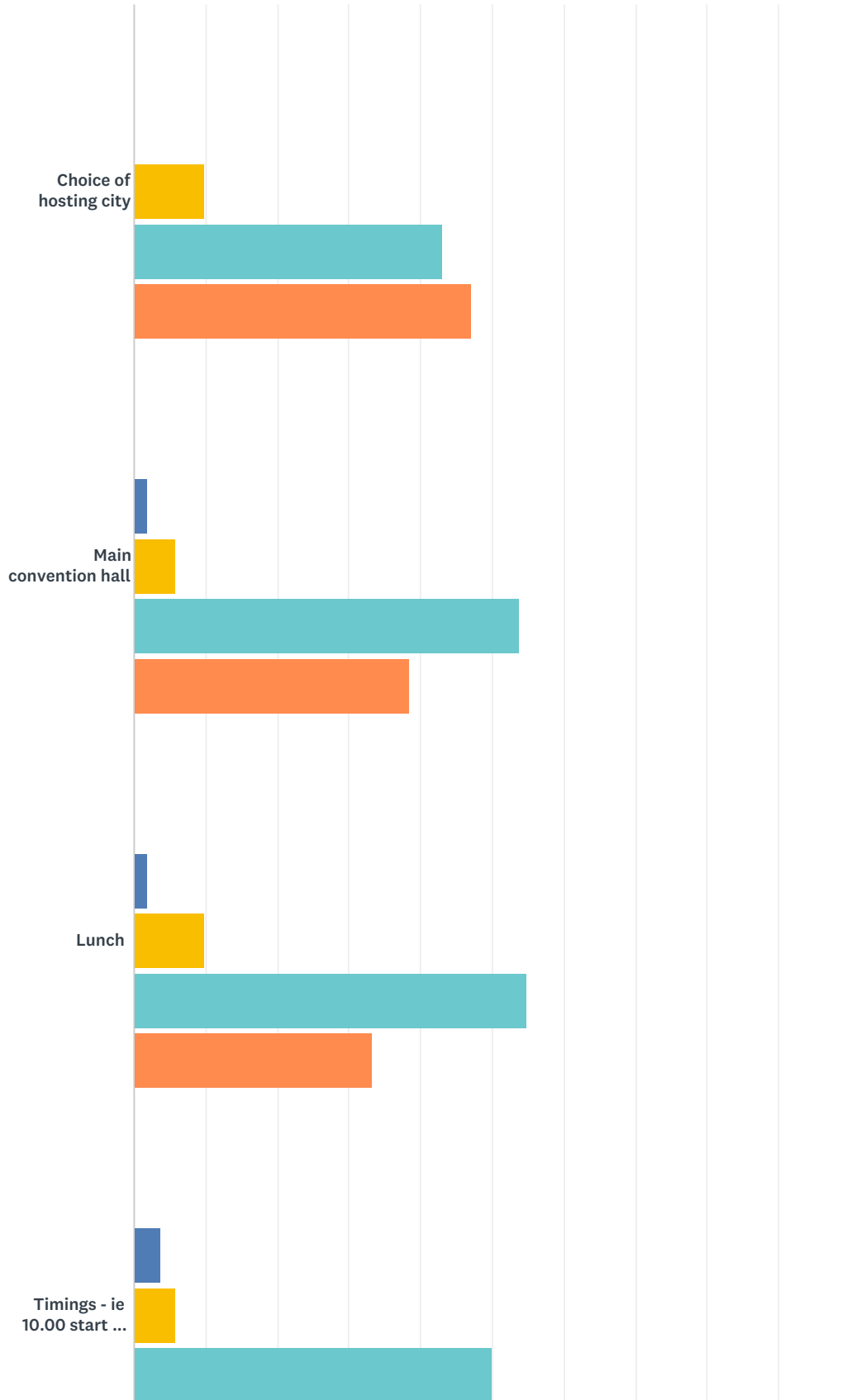
Answered: 54 Skipped: 7

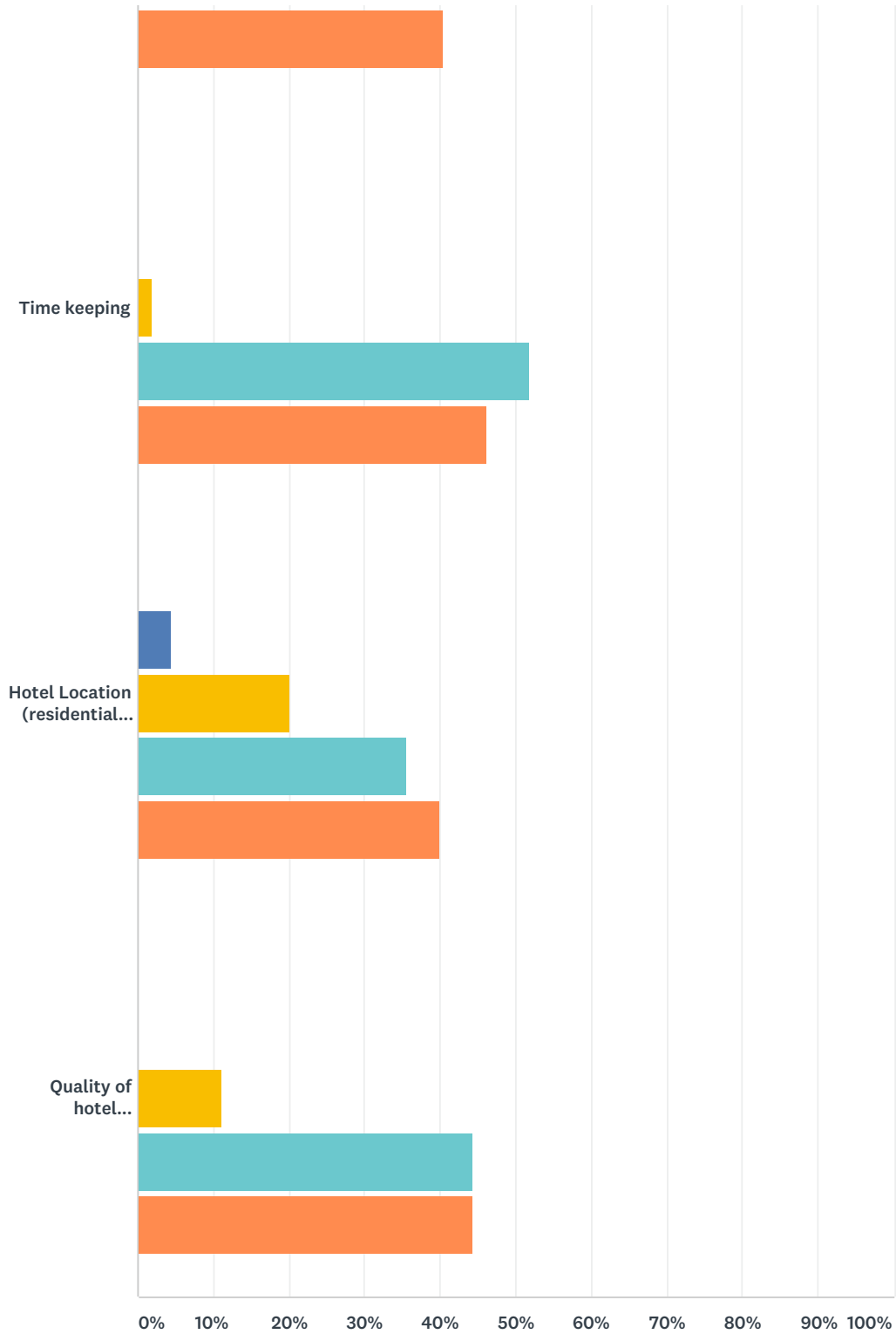
Q4 If you are a Modeshift Partner and exhibited at the convention - please provide your feedback to Modeshift here

Answered: 6 Skipped: 55

Q5 Venue and Timings

Answered: 52 Skipped: 9





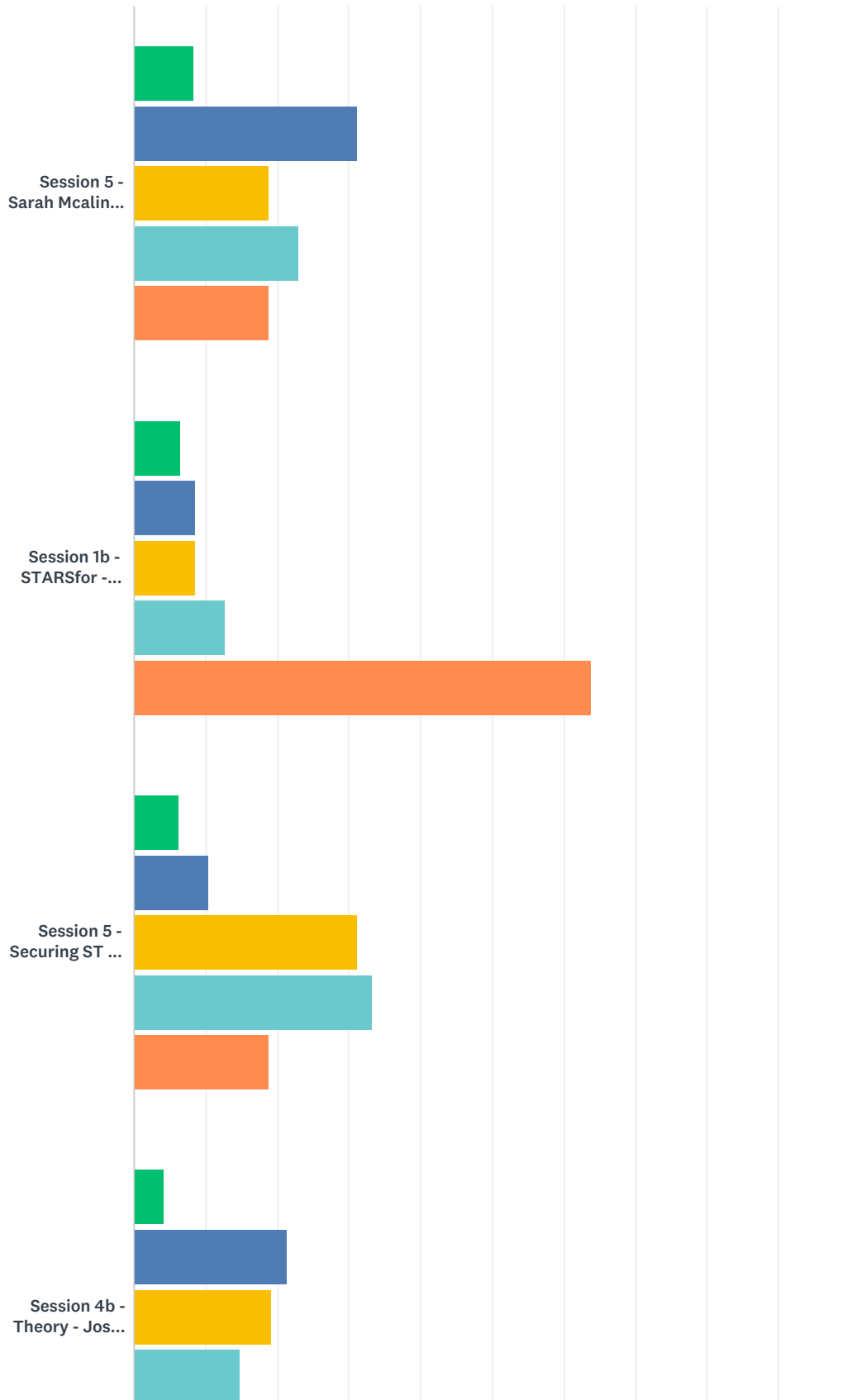
Very poor poor Okay Good Excellent

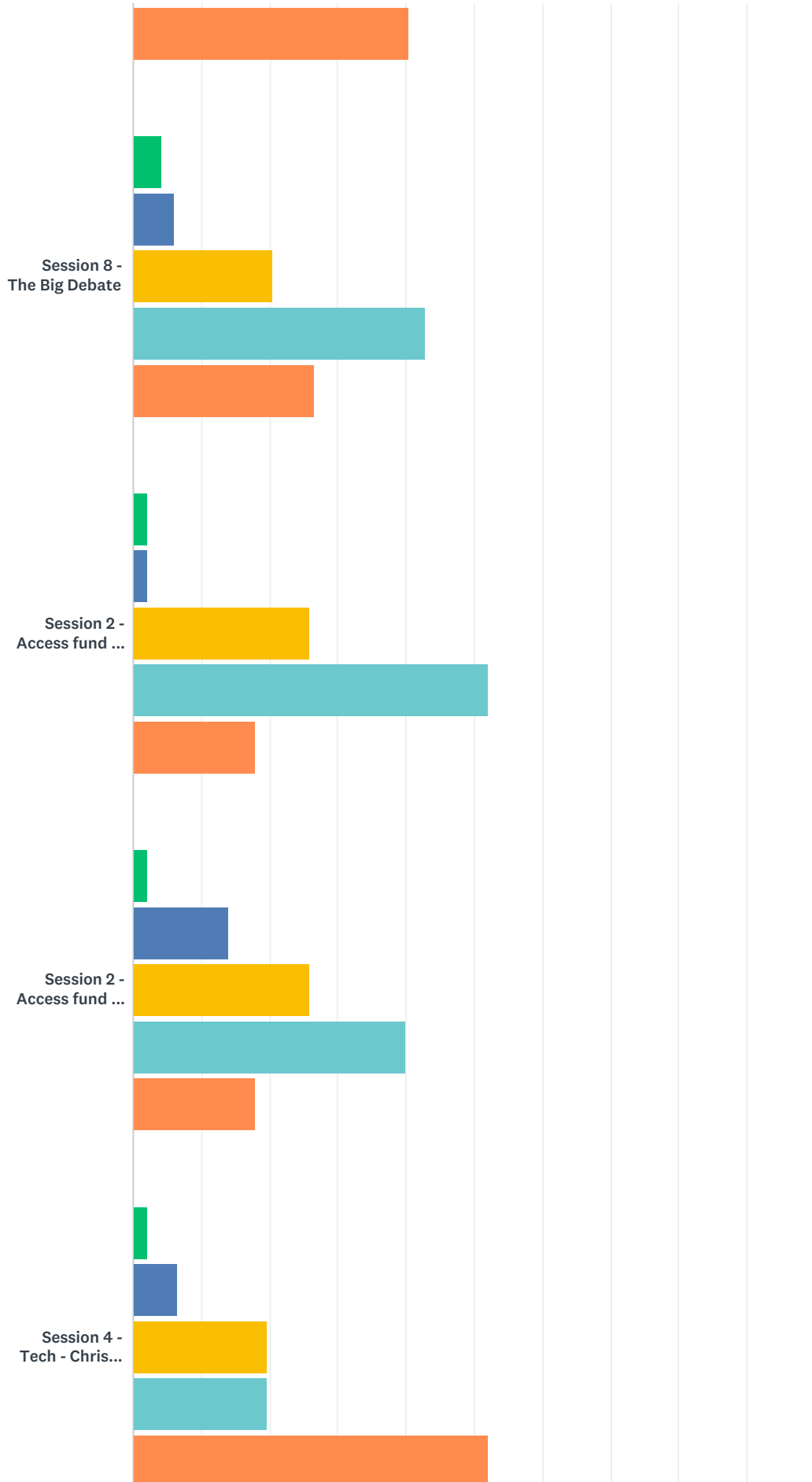
| | VERY POOR | POOR | OKAY | GOOD | EXCELLENT | TOTAL |
|------------------------|------------|------------|------------|--------------|--------------|-------|
| Choice of hosting city | 0.00% 0 | 0.00% 0 | 9.80% 5 | 43.14% 22 | 47.06% 24 | 51 |
| Main convention hall | 0.00% 0 | 1.92% 1 | 5.77% 3 | 53.85% 28 | 38.46% 20 | 52 |

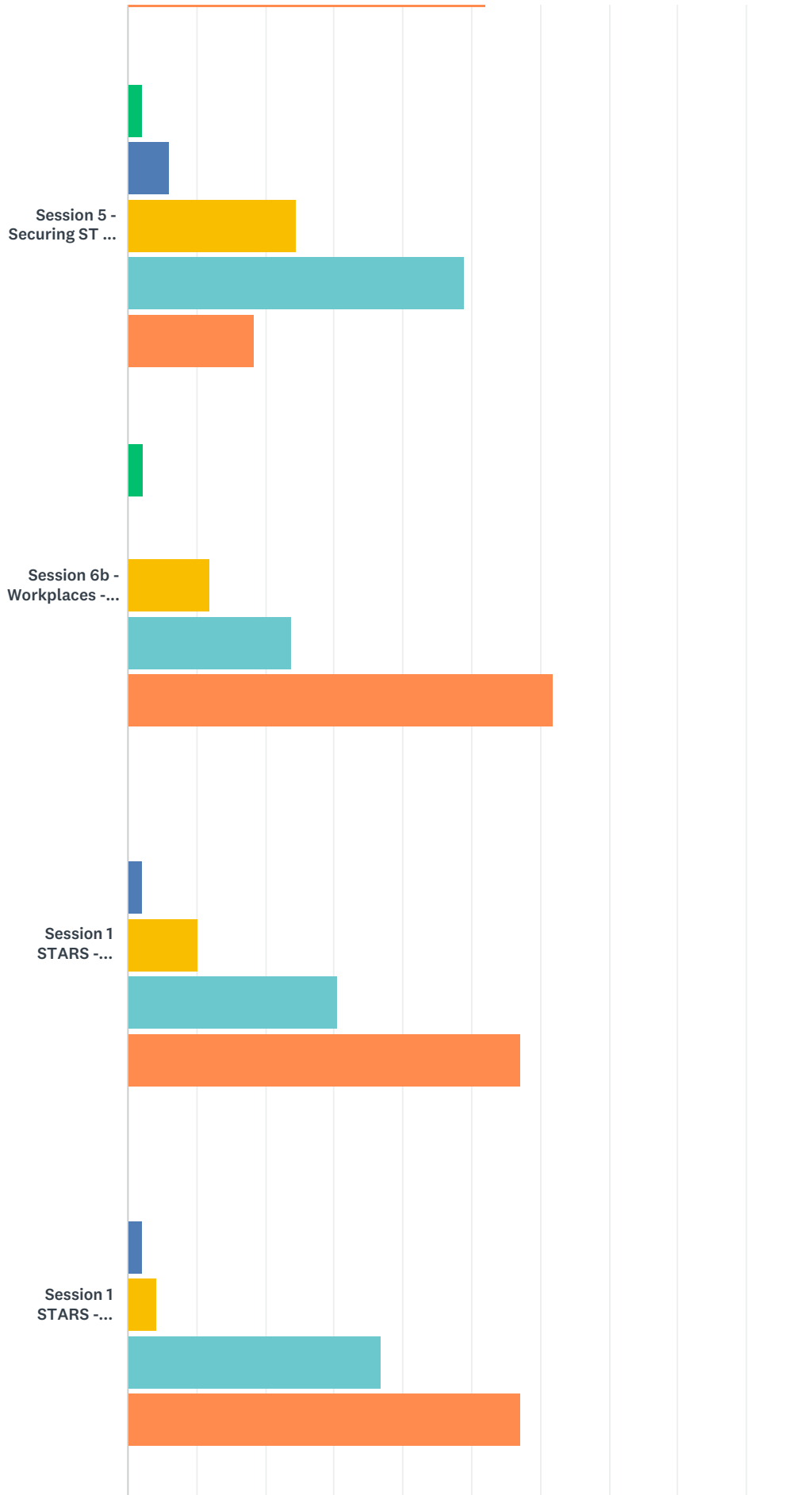
| | | | | | | |
|--|-------|-------|--------|--------|--------|----|
| Lunch | 0.00% | 1.96% | 9.80% | 54.90% | 33.33% | 51 |
| | 0 | 1 | 5 | 28 | 17 | |
| Timings - ie 10.00 start on the 9th and end by 2.00pm on the 10th | 0.00% | 3.85% | 5.77% | 50.00% | 40.38% | 52 |
| | 0 | 2 | 3 | 26 | 21 | |
| Time keeping | 0.00% | 0.00% | 1.92% | 51.92% | 46.15% | 52 |
| | 0 | 0 | 1 | 27 | 24 | |
| Hotel Location (residential delegates only) | 0.00% | 4.44% | 20.00% | 35.56% | 40.00% | 45 |
| | 0 | 2 | 9 | 16 | 18 | |
| Quality of hotel (residential delegates only) - STATE HOTEL NAME IN THE COMMENTS BOX PLEASE | 0.00% | 0.00% | 11.11% | 44.44% | 44.44% | 45 |
| | 0 | 0 | 5 | 20 | 20 | |

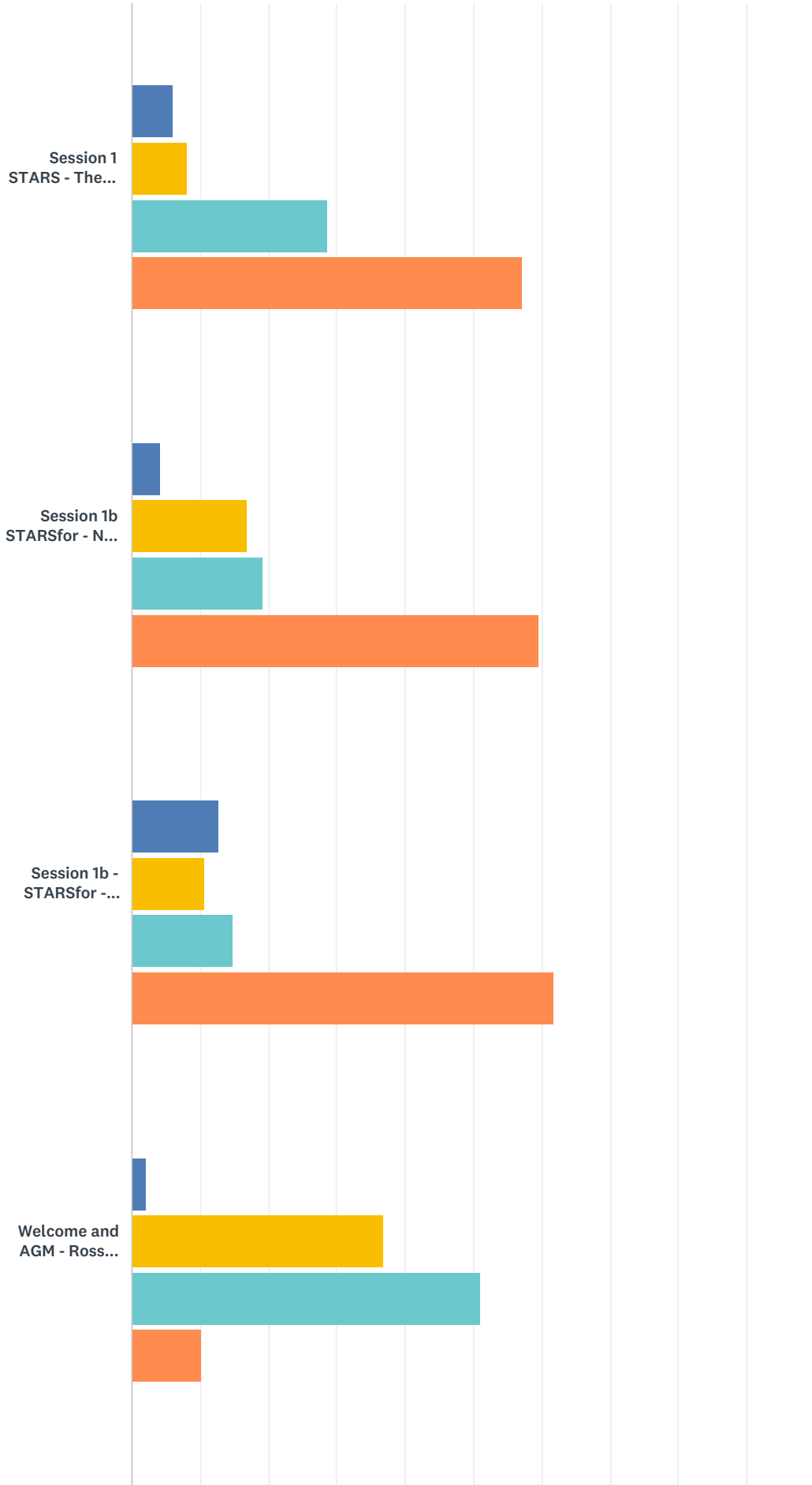
Q6 What did you think of the convention presentations?

Answered: 51 Skipped: 10

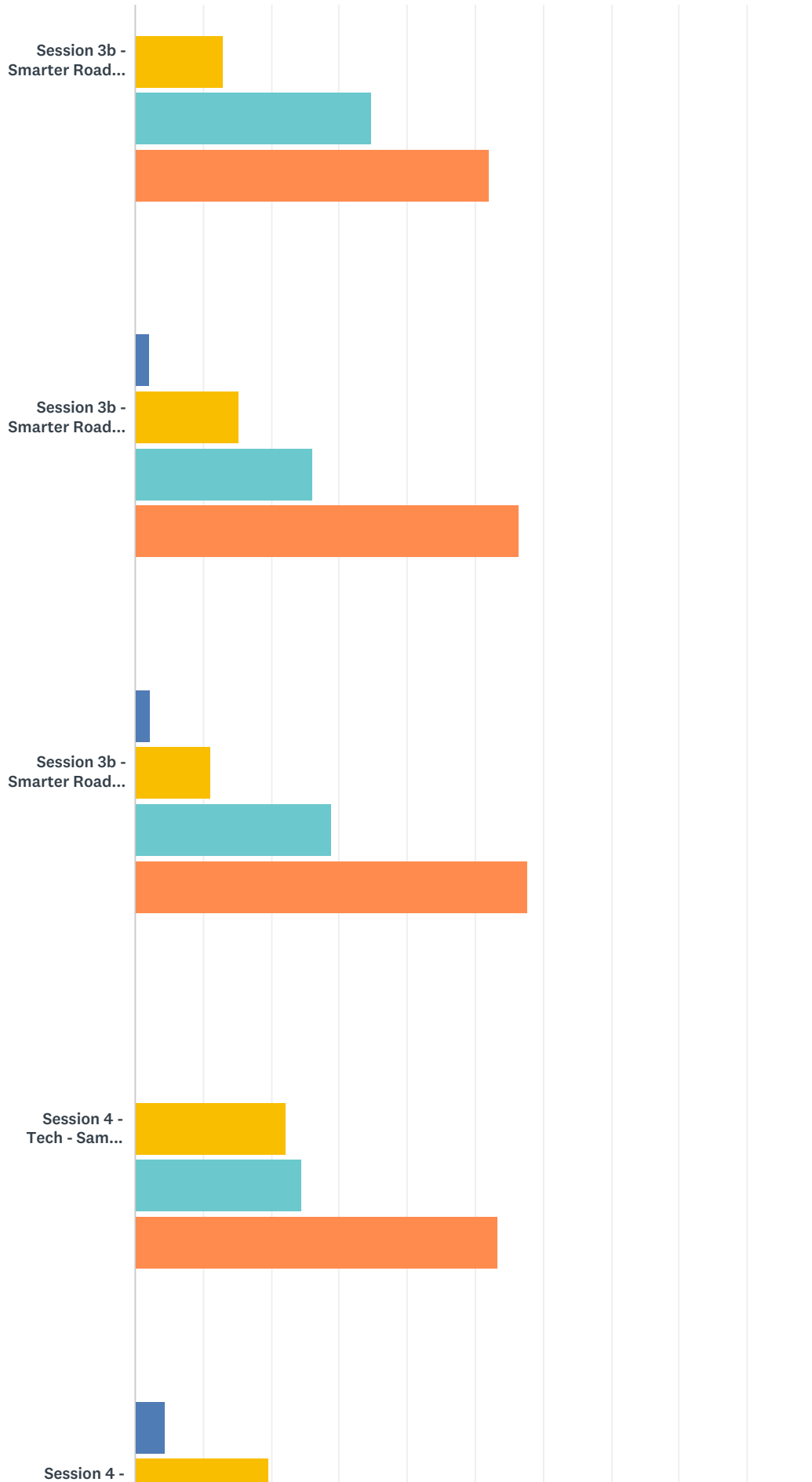


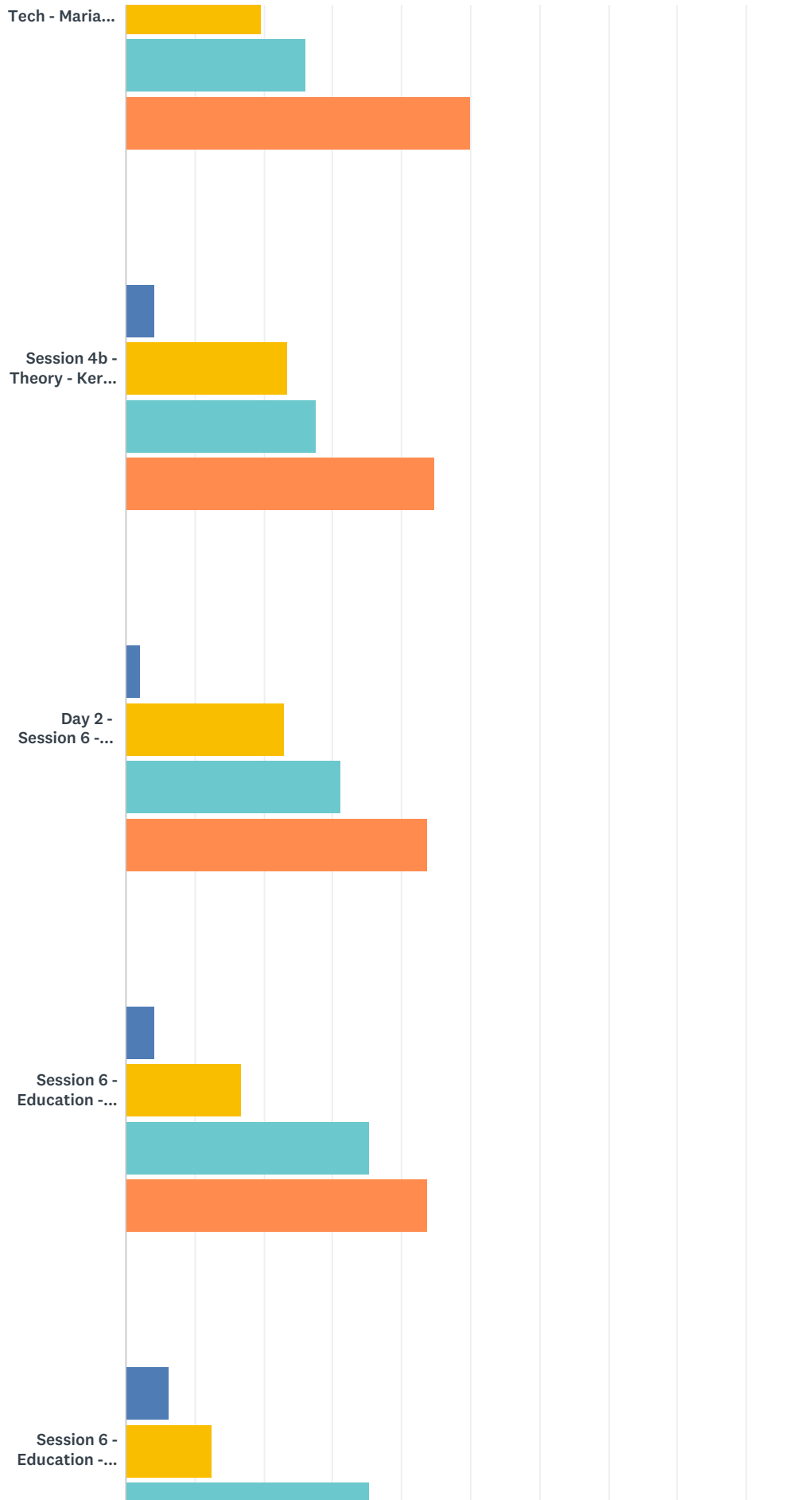




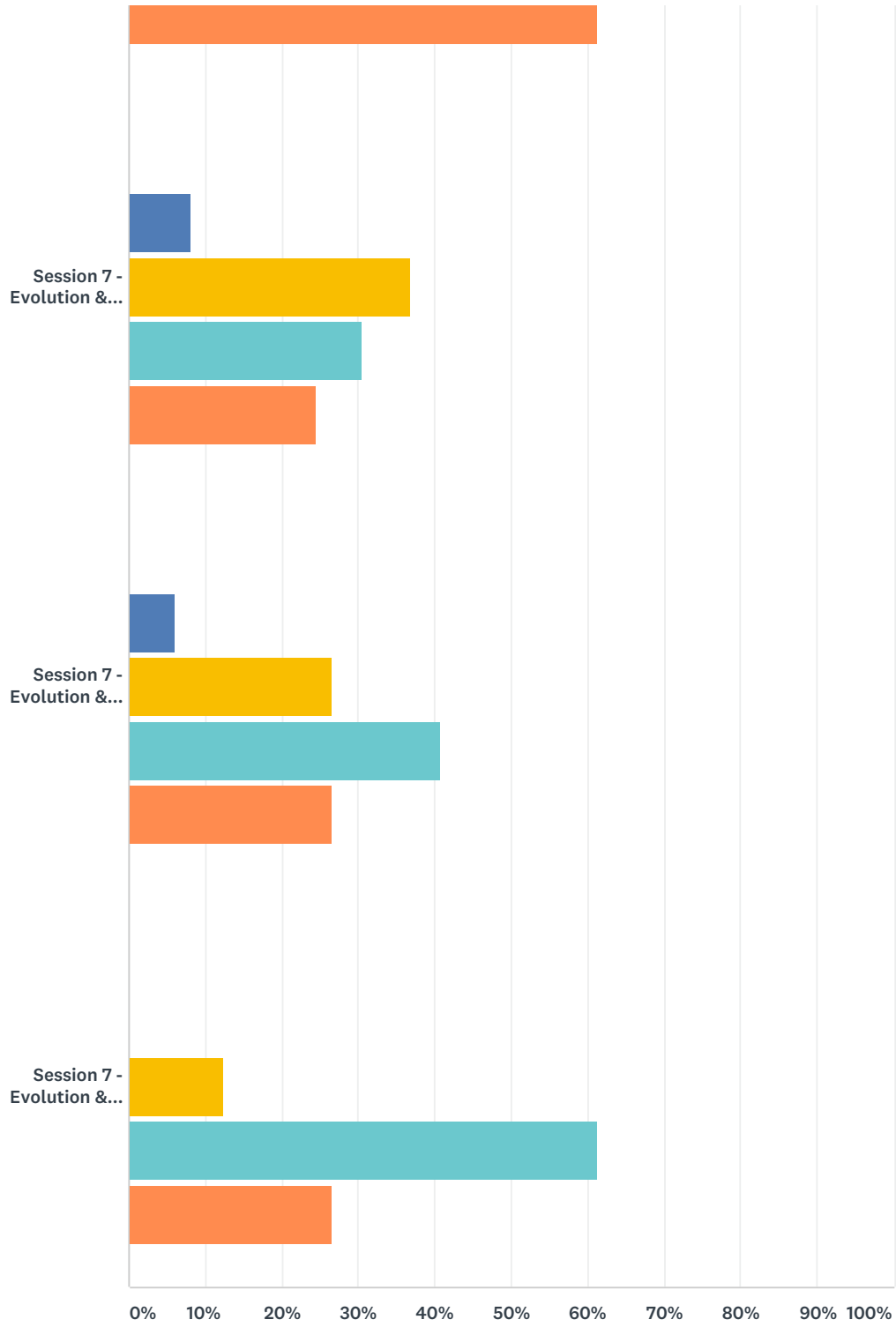












■ Not good
 ■ Okay
 ■ Good
 ■ Very Good
 ■ Did not see or n/a

| | NOT GOOD | OKAY | GOOD | VERY GOOD | DID NOT SEE OR N/A | TOTAL |
|---|------------|--------------|-------------|--------------|--------------------|-------|
| Session 5 - Sarah Mcalinden - Next | 8.33% 4 | 31.25% 15 | 18.75% 9 | 22.92% 11 | 18.75% 9 | 48 |
| Session 1b - STARSfor - Chris Ward - Suffolk CC | 6.38% 3 | 8.51% 4 | 8.51% 4 | 12.77% 6 | 63.83% 30 | 47 |

| | | | | | | |
|--|------------|--------------|--------------|--------------|--------------|----|
| Session 5 - Securing ST - Richard Mace - DFT | 6.25% 3 | 10.42% 5 | 31.25% 15 | 33.33% 16 | 18.75% 9 | 48 |
| Session 4b - Theory - Josie Wilson - UWE & SHU | 4.26% 2 | 21.28% 10 | 19.15% 9 | 14.89% 7 | 40.43% 19 | 47 |
| Session 8 - The Big Debate | 4.08% 2 | 6.12% 3 | 20.41% 10 | 42.86% 21 | 26.53% 13 | 49 |
| Session 2 - Access fund - Neil Tuck - Southampton | 2.00% 1 | 2.00% 1 | 26.00% 13 | 52.00% 26 | 18.00% 9 | 50 |
| Session 2 - Access fund - Andy Thomson - Plymouth | 2.00% 1 | 14.00% 7 | 26.00% 13 | 40.00% 20 | 18.00% 9 | 50 |
| Session 4 - Tech - Chris Tsleiepi - Cyclepods | 2.17% 1 | 6.52% 3 | 19.57% 9 | 19.57% 9 | 52.17% 24 | 46 |
| Session 5 - Securing ST - David Dansky - Cycle Training UK | 2.04% 1 | 6.12% 3 | 24.49% 12 | 48.98% 24 | 18.37% 9 | 49 |
| Session 6b - Workplaces - Jonathan Freeman - Goldsmiths | 2.38% 1 | 0.00% 0 | 11.90% 5 | 23.81% 10 | 61.90% 26 | 42 |
| Session 1 STARS - Ladycross Infant school | 0.00% 0 | 2.04% 1 | 10.20% 5 | 30.61% 15 | 57.14% 28 | 49 |
| Session 1 STARS - Holbrook school for autism | 0.00% 0 | 2.04% 1 | 4.08% 2 | 36.73% 18 | 57.14% 28 | 49 |
| Session 1 STARS - The Grammar school at Leeds | 0.00% 0 | 6.12% 3 | 8.16% 4 | 28.57% 14 | 57.14% 28 | 49 |
| Session 1b STARSfor - Nick Butler - STARSfor rating scheme | 0.00% 0 | 4.26% 2 | 17.02% 8 | 19.15% 9 | 59.57% 28 | 47 |
| Session 1b - STARSfor - Michael Reardon - Derbyshire CC | 0.00% 0 | 12.77% 6 | 10.64% 5 | 14.89% 7 | 61.70% 29 | 47 |
| Welcome and AGM - Ross Butcher - Modeshift | 0.00% 0 | 2.04% 1 | 36.73% 18 | 51.02% 25 | 10.20% 5 | 49 |
| Session 2 - Access fund - Sheffield City Council | 0.00% 0 | 12.24% 6 | 28.57% 14 | 44.90% 22 | 14.29% 7 | 49 |
| Session 3 - School Streets - Michelle Jamieson - Camden | 0.00% 0 | 2.04% 1 | 6.12% 3 | 46.94% 23 | 44.90% 22 | 49 |
| Session 3 - Schools Streets - Caroline Burwell - Hackney | 0.00% 0 | 0.00% 0 | 10.42% 5 | 43.75% 21 | 45.83% 22 | 48 |
| Session 3 - Schools Streets - Annabel Matharu - Solihul | 0.00% 0 | 2.13% 1 | 12.77% 6 | 40.43% 19 | 44.68% 21 | 47 |
| Session 3b - Smarter Roads - Andy Howard - TfGM | 0.00% 0 | 0.00% 0 | 13.04% 6 | 34.78% 16 | 52.17% 24 | 46 |
| Session 3b - Smarter Roads - Kevin Toye - TfGM | 0.00% 0 | 2.17% 1 | 15.22% 7 | 26.09% 12 | 56.52% 26 | 46 |
| Session 3b - Smarter Roads - Malcolm Morgan - Leeds | 0.00% 0 | 2.22% 1 | 11.11% 5 | 28.89% 13 | 57.78% 26 | 45 |
| Session 4 - Tech - Sam Robinson - Love to Ride | 0.00% 0 | 0.00% 0 | 22.22% 10 | 24.44% 11 | 53.33% 24 | 45 |
| Session 4 - Tech - Maria Heaman - Pindar Creative | 0.00% 0 | 4.35% 2 | 19.57% 9 | 26.09% 12 | 50.00% 23 | 46 |
| Session 4b - Theory - Kerry Edens - Harrow | 0.00% 0 | 4.26% 2 | 23.40% 11 | 27.66% 13 | 44.68% 21 | 47 |
| Day 2 - Session 6 - Education - Sue Benton - Staffordshire | 0.00% 0 | 2.08% 1 | 22.92% 11 | 31.25% 15 | 43.75% 21 | 48 |

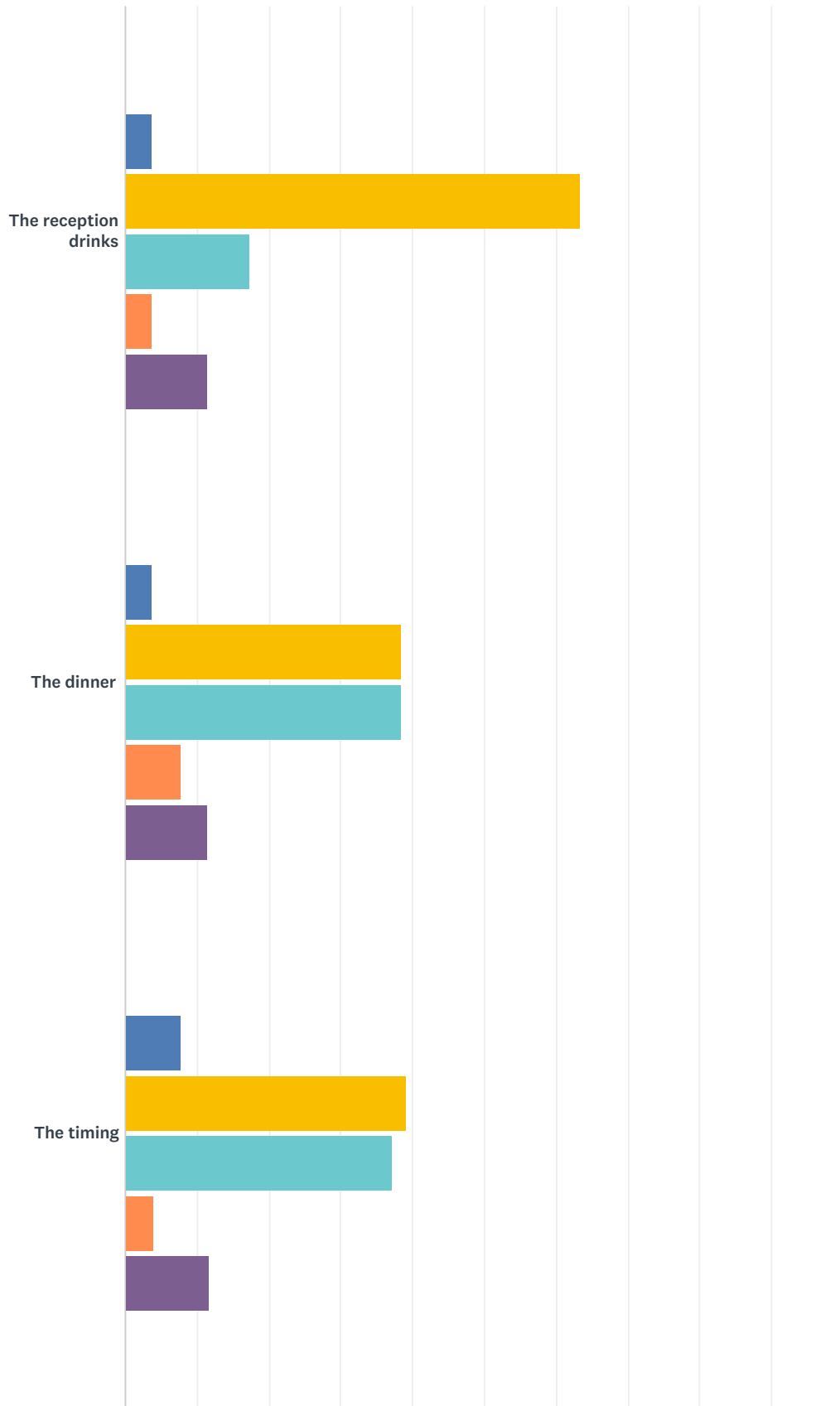
| | | | | | | |
|--|-------|-------|--------|--------|--------|----|
| Session 6 - Education - Wendy Thorogood - Haringey | 0.00% | 4.17% | 16.67% | 35.42% | 43.75% | 48 |
| | 0 | 2 | 8 | 17 | 21 | |
| Session 6 - Education - Stuart Meadows - Outspoken Training | 0.00% | 6.25% | 12.50% | 35.42% | 45.83% | 48 |
| | 0 | 3 | 6 | 17 | 22 | |
| Session 6 - Education - Alex and Jenny - Living Streets | 0.00% | 8.70% | 15.22% | 34.78% | 41.30% | 46 |
| | 0 | 4 | 7 | 16 | 19 | |
| Session 6b - Workplaces - Julie Staples - Liftshare | 0.00% | 4.44% | 8.89% | 20.00% | 66.67% | 45 |
| | 0 | 2 | 4 | 9 | 30 | |
| Session 6b - Workplaces - Gareth Evans - intu properties | 0.00% | 4.44% | 11.11% | 24.44% | 60.00% | 45 |
| | 0 | 2 | 5 | 11 | 27 | |
| Session 6b - Workplaces - Joe Mulcahy - Pedibal | 0.00% | 9.09% | 13.64% | 15.91% | 61.36% | 44 |
| | 0 | 4 | 6 | 7 | 27 | |
| Session 7 - Evolution & Intl - Matthew Clark - SDG | 0.00% | 8.16% | 36.73% | 30.61% | 24.49% | 49 |
| | 0 | 4 | 18 | 15 | 12 | |
| Session 7 - Evolution & Intl - Alistair Hands - Arriva | 0.00% | 6.12% | 26.53% | 40.82% | 26.53% | 49 |
| | 0 | 3 | 13 | 20 | 13 | |
| Session 7 - Evolution & Intl - Marriane Weinreich - Weinreich Mobility | 0.00% | 0.00% | 12.24% | 61.22% | 26.53% | 49 |
| | 0 | 0 | 6 | 30 | 13 | |

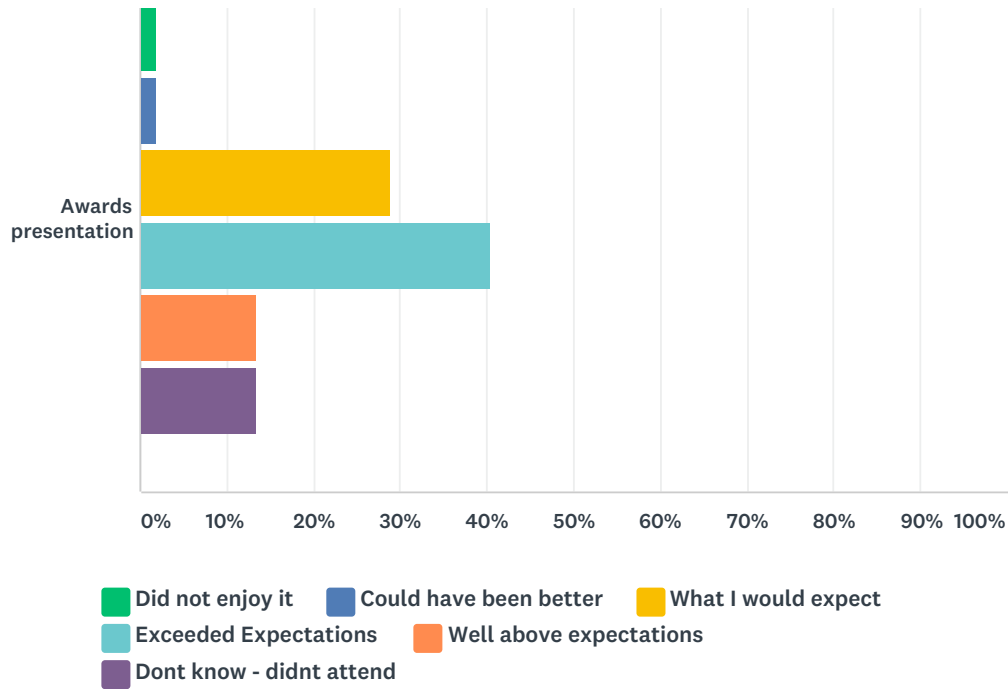
Q7 What is the most memorable thing you will take away from all the presentations you have seen?

Answered: 40 Skipped: 21

Q8 Please tell us your thoughts on the Awards Ceremony

Answered: 52 Skipped: 9





| | DID NOT ENJOY IT | COULD HAVE BEEN BETTER | WHAT I WOULD EXPECT | EXCEEDED EXPECTATIONS | WELL ABOVE EXPECTATIONS | DONT KNOW - DIDNT ATTEND | TOTAL |
|----------------------|------------------|------------------------|---------------------|-----------------------|-------------------------|--------------------------|-------|
| The reception drinks | 0.00% 0 | 3.85% 2 | 63.46% 33 | 17.31% 9 | 3.85% 2 | 11.54% 6 | 52 |
| The dinner | 0.00% 0 | 3.85% 2 | 38.46% 20 | 38.46% 20 | 7.69% 4 | 11.54% 6 | 52 |
| The timing | 0.00% 0 | 7.84% 4 | 39.22% 20 | 37.25% 19 | 3.92% 2 | 11.76% 6 | 51 |
| Awards presentation | 1.92% 1 | 1.92% 1 | 28.85% 15 | 40.38% 21 | 13.46% 7 | 13.46% 7 | 52 |

**Q9 If you have any ideas or requirements for next years Convention -
please add them here**

Answered: 29 Skipped: 32

Q10 If there are any other thoughts on this years convention that you would like to share please note them below

Answered: 22 Skipped: 39